

## PAPER



Cite this: *New J. Chem.*, 2019, 43, 10166

# Synthesis of hybrid polycycles containing fused hydroxy benzofuran and 1*H*-indazoles *via* a domino cyclization reaction†

Jith C. Janardhanan,<sup>a</sup> Kiran James,<sup>a</sup> Anisha Puthuvakkal,<sup>b</sup> Rasmi P. Bhaskaran,<sup>c</sup> Cherumuttathu H. Suresh,<sup>b</sup> Vakayil K. Praveen,<sup>b</sup> Narayanapillai Manoj<sup>a</sup> and Beneesh P. Babu<sup>a</sup>

A stoichiometry controlled domino cyclization reaction of hydrazone and *p*-benzoquinone to an angularly fused 3*H*-benzofuro[3,2-*e*]indazole core with an embedded oxygenated dibenzofuran framework under mild reaction conditions is disclosed. The reaction involves palladium catalyzed 5-hydroxy-1*H*-indazole formation followed by TFA mediated [3+2] annulation between the *in situ* formed 5-hydroxy-1*H*-indazole and *p*-benzoquinone. The developed method is attractive because of the concomitant formation of two heterocyclic rings with consecutive multiple bond forming events that include two C–C, one C–N and one C–O bonds. Spectroscopic and theoretical studies of the blue emissive benzofuroindazole derivatives have also been described.

Received 17th April 2019,  
Accepted 2nd June 2019

DOI: 10.1039/c9nj01991j

rsc.li/njc

## Introduction

Development of efficient synthetic routes to construct complex hybrid molecular scaffolds is a prevalent area of research in synthetic organic chemistry due to their diverse biological activities.<sup>1</sup> In fact, hybrid molecules contribute significantly towards the development of polypharmacology. Hybrid molecular scaffolds, usually a combination of two or more biologically relevant molecules, exhibit enhanced performance in their application compared to their individual counterparts.<sup>1b,f</sup> Thus the synthesis of polycyclic hybrid molecules with two or more heterocycles has gained much attention in recent years.<sup>2</sup> However, synthesis of hybrid molecules is always challenging as it demands highly atom and step-economical protocols with multiple bond formation in one-pot.<sup>3</sup> The strategy will be more appealing if multiple ring formations occur in a sequential manner during the course of the reaction rather than the direct coupling of individual components. Nitrogen and oxygen

containing heterocycles are the key architectural scaffolds in many potent drug molecules because of their omnipresent nature in biologically active molecules and natural products.<sup>4</sup> Their abundance in pharmaceuticals necessitates the need for the development of a step-economic, one-pot strategy for the synthesis of fused hybrid heterocycles containing oxygen and nitrogen.<sup>5</sup>

Indazole and benzofuran are an important class of heterocyclic compounds having a wide range of biomedical and pharmaceutical applications (Fig. 1).<sup>6,7</sup> In this context, a hybrid molecule with these two heterocycles – indazole<sup>8</sup> and benzofuran<sup>9</sup> – as key components could be of potential interest. To the best of our knowledge the direct synthesis of such a hybrid molecule, based on readily

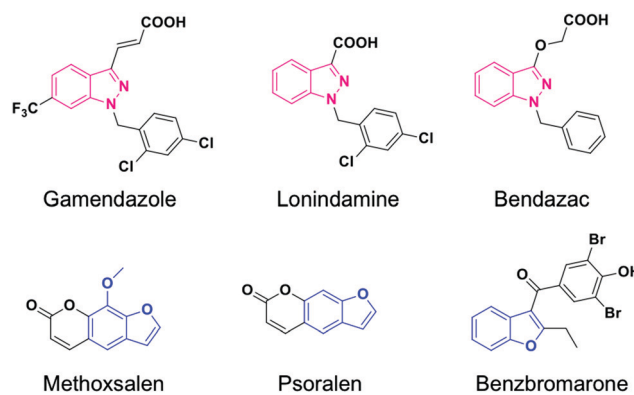


Fig. 1 Representative examples of indazole and benzofuran containing drug molecules.

<sup>a</sup> Department of Applied Chemistry, Cochin University of Science and Technology (CUSAT), Cochin 682022, India. E-mail: manoj.n@cusat.ac.in

<sup>b</sup> Chemical Science and Technology Division, CSIR-National Institute for Interdisciplinary Science and Technology (CSIR-NIIST), Thiruvananthapuram 695019, India. E-mail: vkpraveen@niist.res.in

<sup>c</sup> Department of Chemistry, National Institute of Technology Karnataka (NITK), Surathkal 575025, India. E-mail: pbbeneesh@nitk.edu.in

† Electronic supplementary information (ESI) available: Additional figures and tables, copies of NMR spectra and CIF for 3a. CCDC 1850077. For ESI and crystallographic data in CIF or other electronic format see DOI: 10.1039/c9nj01991j

available substrates, is not yet reported. Domino cyclization reactions, with multiple C–C and C–heteroatom bond formations in one-pot, have attracted widespread attention in organic synthesis. The strategy enables one to stitch heterocycles of different biological functions in a sequential manner, which left a mark in drug development. The approach is well used for the construction of complex fused heteroaromatic polycycles.<sup>10</sup> During the last decade domino cyclization reaction strategies were successfully employed for the practical synthesis of many molecules of biological relevance.<sup>11</sup> Furthermore, one-pot bicyclization reactions ensure the bond forming efficiency and realize the formation of new rings in a step-economic manner.<sup>10</sup>

Very recently, we have reported an efficient method towards the synthesis of *N*-protected 5-hydroxy-1*H*-indazoles *via* a modified aza-Nenitzescu reaction (Table 1).<sup>12</sup> In this approach, palladium(II) catalyzed condensation between *p*-benzoquinone (*p*-BQ) and hydrazone in the presence of trifluoroacetic acid (TFA) afforded 5-hydroxy-1*H*-indazoles in good to moderate yield. The method is quite versatile as it affords biologically relevant 3-substituted 5-hydroxy-1*H*-indazoles in one-pot from common reagents such as hydrazones and *p*-BQs. Cyclization of phenols across activated olefins is one of the prominent methods for benzofuran synthesis and both inter and intramolecular strategies have well been studied.<sup>13</sup> Encouraged by our previous work, we assumed the possibility of *in situ* domino annulation of 5-hydroxy-1*H*-indazole across *p*-BQ if excess *p*-BQ and TFA are present in the reaction medium (Table 1). This domino cyclization will lead to a polycyclic hybrid molecule in one-pot with fused 1*H*-indazole and hydroxy benzofuran moieties with an embedded dibenzofuran framework. Herein, we report an efficient method leading towards the synthesis of a

novel polycyclic hybrid molecule containing angularly fused hydroxy benzofuran and 1*H*-indazole with an embedded dibenzofuran framework. Concomitant formation of two potent heterocycles from common precursors such as hydrazones and *p*-BQs is highly noteworthy as the reported methods for the synthesis of hybrid molecules depend on late stage coupling of pre-functionalized substrates.<sup>14</sup> Furthermore, in the present case, the reaction involves the formation of two new C–C, one C–N and one C–O bonds in one-pot under relatively mild conditions leaving behind a free hydroxyl group for further fabrication of the 3*H*-benzofuro[3,2-*e*]indazole core. We also report the photophysical properties of some selected benzofuroindazole derivatives.

## Results and discussion

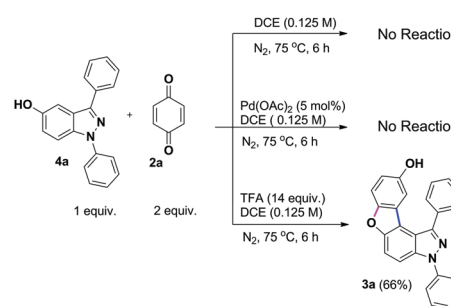
Encouraged by our recent report on the synthesis of 5-hydroxy 1*H*-indazoles<sup>12</sup> and in order to expand the synthetic utility of the reaction, we speculated on the possibility of annulation of 1*H*-indazoles across olefin so that potent polycyclic hybrid molecules can be readily accessed. For this, our hypothesis was to perform annulation of the hydroxyl group of 1*H*-indazole *in situ* across the *p*-BQ, maintaining its concentration excess in the reaction medium. Keeping this in mind, we commenced our investigation by performing the reaction under the optimized conditions<sup>12</sup> with a change in the stoichiometry of the reactants, hydrazone : *p*-BQ, to 1 : 2. Justifying our hypothesis, we isolated two fractions, the major one being the 5-hydroxy-1*H*-indazole **4a**, while the other fraction was identified as 1,3-diphenyl-3*H*-benzofuro[3,2-*e*]indazol-9-ol **3a** (Table 1, entry 2). This preliminary result encouraged us to pursue reaction screening in detail and the observations are summarized in Table 1. The compound **3a** formed exclusively in a 40% yield when the hydrazone to *p*-BQ stoichiometry was enhanced to 1 : 3 (Table 1, entry 4) and a further increase in *p*-BQ did not improve the conversion (Table 1, entry 5). Interestingly, the stoichiometry of TFA was also found to be very crucial (Table 1, entries 6 and 7) and maximum product formation was observed when the TFA stoichiometry was 28 equiv. (7 mmol) (Table 1, entry 7). However, loading of more Pd(OAc)<sub>2</sub> (10 mol%) did not improve the yield (Table 1, entry 8).

We then performed a series of control experiments to understand the reaction in detail (Scheme 1). Treating the

**Table 1** Optimization of the stoichiometry controlled reaction between hydrazone and *p*-benzoquinone<sup>a</sup>

Entry	Hydrazone <b>1a</b> (equiv.)	<i>p</i> -BQ <b>2a</b> (equiv.)	TFA (equiv.)	Yield <sup>b</sup>	
				Benzofuro-indazole <b>3a</b>	Indazole <b>4a</b>
1 <sup>c</sup>	1	1.2	14	0	69
2	1	2	14	20	30
3	1	2.4	14	35	Trace
4	1	3	14	40	0
5	1	4	14	40	0
6	1	3	20	53	0
7	1	3	28	63	0
8 <sup>d</sup>	1	3	28	43	0

<sup>a</sup> Unless otherwise stated all reactions were carried out with **1a** (0.25 mmol), **2a** (1.2–4 equiv.), Pd(OAc)<sub>2</sub> (5 mol%) in DCE (0.125 M, 2 mL) and TFA (14–28 equiv.) under N<sub>2</sub> at 75 °C for 6 h. <sup>b</sup> Isolated yields after column chromatography. <sup>c</sup> Ref. 12. <sup>d</sup> 10 mol% of Pd(OAc)<sub>2</sub>.



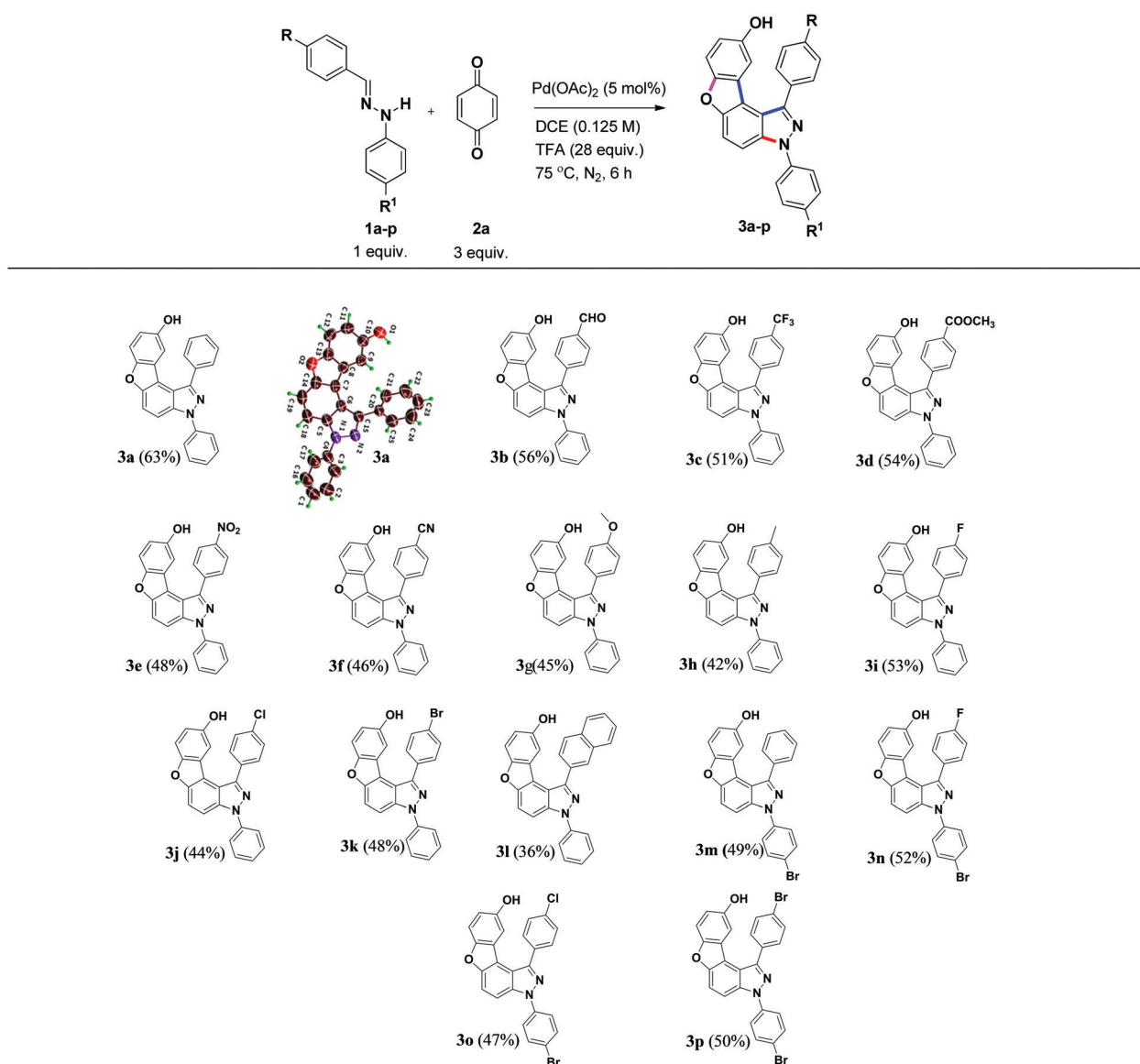
**Scheme 1** Control experiment between 5-hydroxy-1*H*-indazole **4a** and *p*-BQ **2a**.

preformed 5-hydroxy-1*H*-indazole **4a** (1 equiv.) and *p*-BQ **2a** (2 equiv.), in the absence of both Pd(OAc)<sub>2</sub> (5 mol%) and TFA (14 equiv.), afforded no product at all. A similar result was observed when we repeated the reaction with Pd(OAc)<sub>2</sub> in the absence of TFA. However, the expected product **3a** was isolated in a 66% yield when we carried out the reaction in the presence of TFA (14 equiv.) alone without Pd(OAc)<sub>2</sub>. These experiments proved that Pd(OAc)<sub>2</sub> has a role of catalyzing the first cyclization to the indazole ring and the benzofuran ring was formed by a TFA mediated [3+2] annulation reaction of 5-hydroxy-1*H*-indazole **4a** and *p*-BQ.

Having established the optimal reaction conditions, we further investigated the substrate scope and functional group tolerance of this promising annulation reaction with various

substrates (Table 2). Hydrazones of varying electronic nature smoothly afforded the benzofuroindazoles in moderate to good yields. It is interesting to note that a number of acid sensitive functional groups such as –OMe (**3g**), –CN (**3f**), –COOMe (**3d**) and –CHO (**3b**) showed good tolerance to the reaction conditions to afford the hybrid molecule derivatives with these potent functional groups, which will be quite useful for late stage derivatization. In addition to Cl (**3j**) and Br (**3k**), F (**3i**) as well as CF<sub>3</sub> (**3c**) substituted hydrazones also successfully afforded the product in moderate yields. Employing the *p*-nitro derivative of hydrazone in this annulation reaction managed to yield the polycyclic hybrid molecule **3e** in a 48% yield, while β-naphthaldehyde hydrazone resulted in a similar derivative (**3l**) in a 36% yield. Similarly, *N*-bromophenyl hydrazones also

Table 2 Substrate scope of the reaction<sup>a</sup>



<sup>a</sup> Standard reaction conditions: **1a-p** (0.25 mmol), **2a** (0.75 mmol), Pd(OAc)<sub>2</sub> (5 mol%), DCE (0.125 M, 2 mL) and TFA (28 equiv., 7 mmol), under N<sub>2</sub> at 75 °C for 6 h.

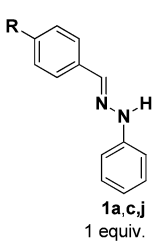
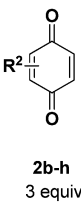
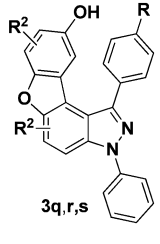
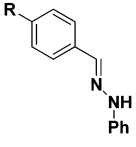
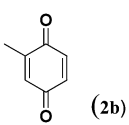
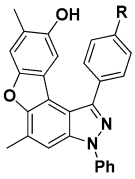
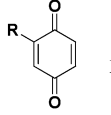
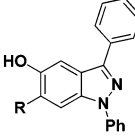
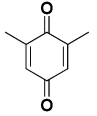
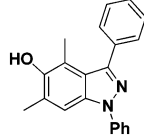
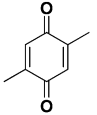
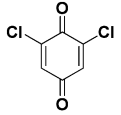
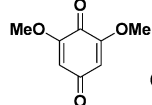
smoothly underwent the reaction to yield the respective tetra-cycles (**3m–p**) in 47–52% yields. Even though the isolated yields of the reaction were moderate to good, it is quite noteworthy that the strategy readily gives access to a complex polycyclic hybrid molecule *via* multiple bond formation in one-pot and most importantly starting from readily available precursors, hydrazones and *p*-BQs.

After exploring the versatility of the method towards a number of hydrazones with different electronic and steric nature, we next investigated the scope of different *p*-BQ derivatives. With 2-methyl *p*-benzoquinone, the expected benzofuroindazole derivatives were isolated in good yields. 2,6-Dimethyl *p*-benzoquinone could afford only the indazole (**4d**) derivative, which failed to undergo annulation further in the presence of TFA. In contrast, 2,5-dimethyl and 2,6-dimethoxy derivatives completely failed in the reaction,

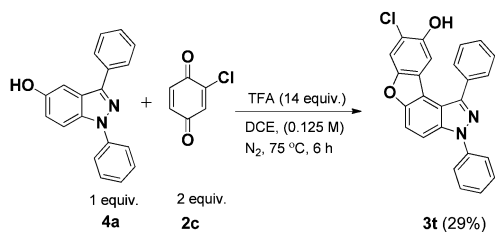
neither the indazole nor the fused polycycle were formed. Subsequently, we turned our attention towards haloquinones. 2-Chloro *p*-benzoquinone, 2-bromo *p*-benzoquinone and 2,6-dichloro *p*-benzoquinone have been tested in this two-step annulation reaction. With 2-chloro benzoquinone the reaction proceeded up to the indazole level (36%) and the reaction with 2-bromo *p*-benzoquinone yielded the corresponding indazole in a trace amount (confirmed by HRMS, ESI<sup>+</sup>). However, attempts to isolate the pure product were not successful due to the complex reaction mixture. But 2,6-dichloro *p*-benzoquinone did not afford any product (Table 3). We attributed the poor reactivity of substituted quinones to steric and electronic effects.

Interestingly, when a preformed indazole **4a** was treated with 2-chloro *p*-benzoquinone **2c** in the presence of TFA, the annulation proceeded smoothly to afford the expected polycycle

Table 3 Substrate scope of the reaction with substituted *p*-benzoquinones<sup>a</sup>

Hydrazone	<i>p</i> -Benzoquinone	Benzofuroindazole	Indazole
			
		$\text{Pd(OAc)}_2$ (5 mol%) DCE (0.125 M) TFA (28 equiv.) 75 °C, N <sub>2</sub> , 6 h	
		1 <b>1a,c,j</b> 1 equiv.	
		3 <b>2b-h</b> 3 equiv.	
			<b>3q,r,s</b>
			
<b>1a</b>	<b>2b</b>	R = H ( <b>3q</b> : 69%) R = CF <sub>3</sub> ( <b>3r</b> : 56%) R = Cl ( <b>3s</b> : 48%)	
<b>1a</b>		NR <sup>b</sup>	
	R = Cl ( <b>2c</b> ), Br ( <b>2d</b> )		R = Cl ( <b>4b</b> : 36%) R = Br ( <b>4c</b> : Trace)
<b>1a</b>		NR	
	<b>2e</b>		<b>4d</b> : 62%
<b>1a</b>		NR <sup>c</sup>	
	<b>2f</b>		
<b>1a</b>		NR	
	<b>2g</b>		
<b>1a</b>		NR	
	<b>2h</b>		

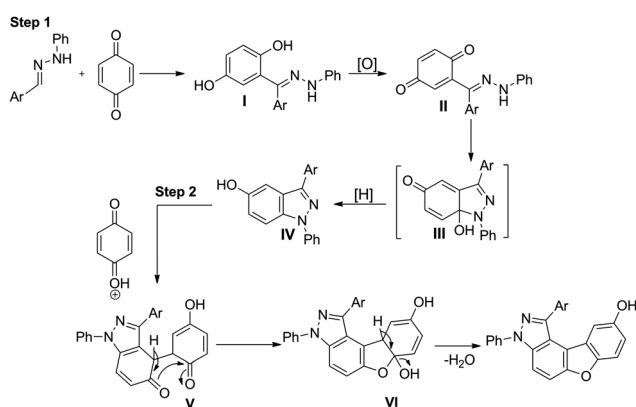
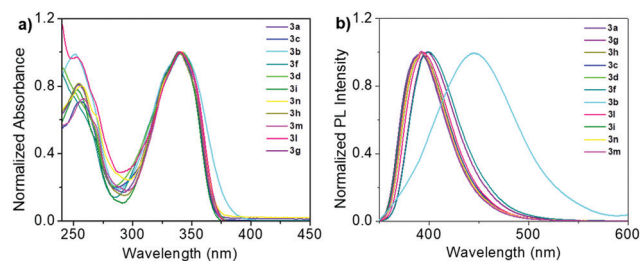
<sup>a</sup> Standard reaction conditions: **1** (0.25 mmol), **2b–h** (0.75 mmol), Pd(OAc)<sub>2</sub> (5 mol%), DCE (0.125 M, 2 mL) and TFA (28 equiv., 7 mmol), under N<sub>2</sub> at 75 °C for 6 h. <sup>b</sup> Not formed. <sup>c</sup> No reaction.

Scheme 2 Reaction between **4a** and **2c**.

in a 29% yield as a white solid (Scheme 2). In order to ascertain the synthetic utility of the new method, we carried out the reaction with 1 g of **1a** (5.15 mmol) under the optimized conditions and the corresponding benzofuroindazole **3a** was isolated in a 46% yield after column chromatography.

On the basis of control experiments a plausible mechanism for the formation of *3H*-benzofuro[3,2-*e*]indazole is proposed (Scheme 3). The first step involves the aza-Nenitzescu reaction and we recently reported a modified, Pd(II) catalyzed protocol for this reaction in which 5-hydroxy-1*H*-indazole is obtained from hydrazone and *p*-BQ in the presence of TFA.<sup>12</sup> The proposed mechanism for the formation of hydroxy indazole IV first involves the addition of hydrazone to *p*-BQ to generate a hydroquinone adduct I. This adduct is subsequently oxidized by Pd(II) to quinone intermediate II followed by an intramolecular cyclization to afford a carbinolamine intermediate III. Reduction of the carbinolamine intermediate III to hydroxy indazole helps to regenerate Pd(II) in the catalytic cycle.<sup>15</sup> This *in situ* generated hydroxy indazole IV from step 1 subsequently participates in a [3+2] annulation reaction<sup>13a</sup> with excess *p*-BQ in the presence of TFA to afford the final product. The benzofuran annulation reaction initiates with the formation of an oxocarbenium ion by the activation of *p*-BQ by TFA. Nucleophilic addition of 5-hydroxy-1*H*-indazole to this oxocarbenium intermediate proceeds selectively through the C<sub>4</sub> carbon of indazole to form the adduct V. Intramolecular cyclization of compound V followed by dehydration readily affords *3H*-benzofuro[3,2-*e*]indazole.

The synthesized benzofuroindazole derivatives are found to be fluorescent in the solution state. In chloroform, all compounds showed absorption maxima around 340 nm (339–342 nm) and

Scheme 3 Plausible mechanism for the formation of *3H*-benzofuro[3,2-*e*]indazole.Fig. 2 The absorption (a) and photoluminescence (b) spectra of **3a–n** in CHCl<sub>3</sub>. All the studies were carried out at a concentration of  $1 \times 10^{-5}$  M.

fluorescence emission with maxima ranging from 392–445 nm (Fig. 2). The longer wavelength absorption bands except in **3b** can be assigned to the  $\pi$ - $\pi^*$  transitions centered on the benzofuroindazole moiety. In the case of **3b**, the lower energy absorption band can be attributed to the intramolecular charge transfer (CT) transitions from the benzofuroindazole moiety to the formyl group attached C<sub>3</sub>-phenyl ring. From the emission spectra, it is clear that substituents at the C<sub>3</sub>-phenyl ring did not have a significant effect on the spectral characteristics of benzofuroindazole derivatives except when it is having a formyl group. In the latter case it resulted in a red shift of 53 nm in the emission maximum ( $\lambda_{em} = 445$  nm) compared to the unsubstituted 1,3-diphenyl-3*H*-benzofuro[3,2-*e*]indazo-9-ol **3a** ( $\lambda_{em} = 392$  nm), which can be correlated to a D-A characteristic in the molecule owing to the presence of the formyl group. The fluorescence quantum yields of **3a–n** were measured by a comparative method<sup>16</sup> using quinine sulfate in 0.1 M H<sub>2</sub>SO<sub>4</sub> as the quantum yield standard ( $\Phi_F = 0.54$ ). Most of the compounds showed quantum yield values in the range of 0.11 to 0.29 except **3b** ( $\Phi_F = 0.02$ ), **3m** ( $\Phi_F = 0.07$ ) and **3n** ( $\Phi_F = 0.07$ ) having high non-radiative decay rate constants (Table S1, ESI<sup>†</sup>). Time resolved fluorescence decay of compounds **3a–n** was measured by the time-correlated single photon counting method using an excitation wavelength of 340 nm (Fig. S1, ESI<sup>†</sup>) and the obtained lifetime values are summarized in Table S1 (ESI<sup>†</sup>).

In order to get insight into the ground state geometry, energy and nature of the frontier molecular orbitals (FMOs) of benzofuroindazole based fluorophores, density functional theory (DFT) calculations of representative derivatives (**3a**, **3b** and **3g**) were carried out using the Gaussian 09 program.<sup>17</sup> The ground state geometries were optimized in the gas phase at the B3LYP level of theory in conjunction with the 6-311+G(d,p) basis set. In the case of model derivative **3a** the MO density coefficient in the highest occupied molecular orbital (HOMO) was distributed over *3H*-benzofuro[3,2-*e*]indazole with a lesser extent of distribution over the C<sub>3</sub>-phenyl ring compared to the *N*-phenyl ring. In compound **3g**, due to the presence of an electron donating methoxy group, the C<sub>3</sub>-phenyl ring also exhibited a small but sufficient distribution of the MO density coefficient in the HOMO. In the case of compounds **3a** and **3g**, the MO density coefficient of the LUMO was distributed over the benzofuran and indazole framework. Since the MO density coefficient of the HOMO and LUMO was distributed throughout the entire molecule, these molecules lack ICT characteristics.

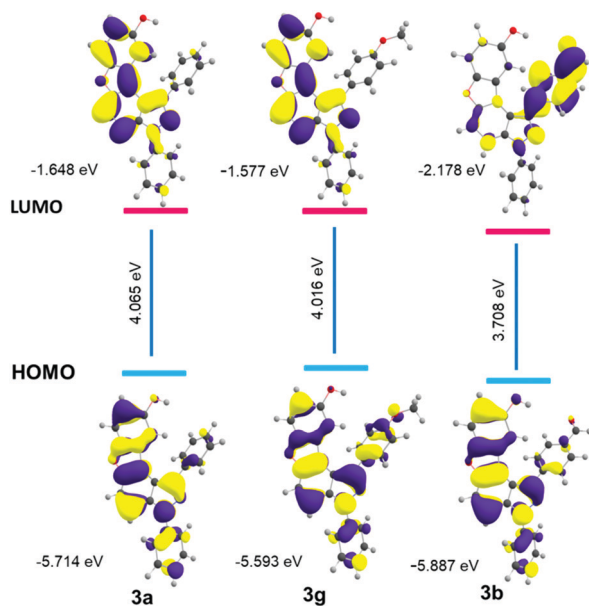


Fig. 3 Calculated molecular orbitals (HOMO and LUMO) and energy levels of benzofuroindazole derivatives **3a**, **3b** and **3g**.

On the other hand, in the presence of a formyl group at the  $C_3$ -phenyl ring, the situation is changed. The density coefficient of the LUMO of D–A type molecule **3b** was shifted from the benzofuran fused indazole frameworks and mainly localized over the formyl group substituted  $C_3$ -phenyl ring (Fig. 3). To calculate the electronic transitions and the respective absorption spectra, time-dependent DFT (TD-DFT) calculations were carried out with electronically optimized ground state structures in the solution state employing the polarizable continuum (PCM) model applying the self-consistent reaction field (SCRF) in  $\text{CHCl}_3$ . The PBE1PBE functional gave a comparable correlation with the experimentally observed UV/vis absorption spectral bands. From TD-DFT results (Table S2 and Fig. S2, ESI<sup>†</sup>) it is undoubtedly confirmed that transitions from the ground state ( $S_0$ ) to the first excited state ( $S_1$ ) have a substantial contribution from the  $H \rightarrow L$  transition and are responsible for the appearance of the lowest energy band in the absorption spectrum of these molecules. In the case of **3b**, a transition corresponding to  $H \rightarrow L+1$  is also found to contribute to the absorption spectrum (Table S2 and Fig. S2, ESI<sup>†</sup>).

## Conclusions

In conclusion, a versatile approach towards the synthesis of a new skeletally diverse angular polycyclic hybrid heterocycle with an embedded oxygenated dibenzofuran framework having fused hydroxy benzofuran and indazole units has been demonstrated. The developed method is operationally simple, works under relatively mild conditions and proceeds *via* a sequential one-pot strategy. Furthermore, the method is highly step-economical, constructing four new bonds in one-pot, and the starting materials are easily available and cheap. The reaction

showed excellent functional group tolerance so that a number of derivatives with free potent functional groups have been synthesized and it offers the possibility for further chemistry. The  $\pi$ -extended hybrid heterocycles are found to be fluorescent and their spectral characteristics were evaluated with the help of theoretical support. This highly atom and step economical method towards a new class of polycyclic hybrid molecules that contain an angularly fused hydroxy benzofuran and indazole can open up further promising chemistry.

## Experimental

### General remarks

Unless otherwise stated all reactions were carried out in a Schlenk tube under a nitrogen atmosphere. All the reagents including catalysts were bought from commercial suppliers and used as such without additional purification. All the solvents were dried by standard methods and distilled prior to use. The crude reaction mixture was purified with silica gel (60–120 mesh) column chromatography using a hexane–ethyl acetate solvent mixture as the eluent. The isolated compounds were characterized by  $^1\text{H}$  and  $^{13}\text{C}$  NMR spectroscopy, infrared spectroscopy and high-resolution mass spectrometry (HRMS).

Melting points were determined using a calibrated digital melting point apparatus (Stuart melting point apparatus SMP30). Infrared spectra were recorded on a JASCO FTIR-4100 using KBr pellets and only intense peaks were reported.  $^1\text{H}$  NMR (400 and 500 MHz) and  $^{13}\text{C}$  NMR (100 and 125 MHz) spectra were recorded in  $\text{CDCl}_3$ ,  $\text{DMSO}-d_6$  and  $\text{acetone}-d_6$  on a Bruker Avance III 400 MHz, Bruker AMX 500 spectrophotometer with tetramethylsilane (TMS;  $\delta_{\text{H}} = 0$  ppm) as an internal standard and chemical shifts were reported in ppm relative to TMS. HRMS were recorded on a Thermo Scientific Exactive mass spectrometer using the ESI method with an orbitrap mass analyzer.

**General procedure for the synthesis of hydrazones.** Hydrazones were synthesized according to a reported procedure.<sup>18</sup> To a stirred solution of phenyl hydrazine (1 equiv.) in methanol at room temperature, the corresponding aldehyde (1 equiv.) was added (liquid aldehydes were added dropwise while solid aldehydes in small portions) and the stirring was continued (2–16 h depending on the electronic nature of the aldehyde). After the completion of the reaction, the hydrazone was precipitated with ice-cold water and filtered. The precipitate obtained was dissolved in dichloromethane, dried over anhydrous  $\text{Na}_2\text{SO}_4$  and evaporated under reduced pressure. The product thus obtained was dried in a vacuum oven and used without any further purification.

**General procedure for the synthesis of 1,3-diphenyl-3H-benzofuro[3,2-*e*]indazol-9-ol.** To a stirred solution of hydrazone (0.25 mmol; 1 equiv.), *p*-BQ (0.75 mmol; 3 equiv.) and  $\text{Pd}(\text{OAc})_2$  (0.0125 mmol; 0.05 equiv.) in dry DCE (0.125 M, 2 mL) in an oven dried Schlenk tube under a nitrogen atmosphere, TFA (7 mmol, 28 equiv.) was added and the mixture was heated at 75 °C under a nitrogen atmosphere for 6 h. Then the reaction

mixture was cooled to room temperature, diluted with ethyl acetate and filtered through a Celite pad. The filtrate is neutralized with saturated NaHCO<sub>3</sub> solution. The organic layer was then extracted with ethyl acetate. The combined organic layer was finally washed with brine solution, dried over anhydrous Na<sub>2</sub>SO<sub>4</sub> and evaporated under reduced pressure. The residue was then subjected to silica gel column chromatography using hexane and ethyl acetate as the eluent.

#### Characterization of 1,3-diphenyl-3*H*-benzofuro[3,2-*e*]indazol-9-ol derivatives

**1,3-Diphenyl-3*H*-benzofuro[3,2-*e*]indazol-9-ol (3a).** Following the general procedure, the reaction of 1-benzylidene-2-phenylhydrazine **1a** (0.25 mmol, 49 mg) with *p*-BQ **2a** (0.75 mmol, 81 mg) afforded the desired product **3a** (59.5 mg) as an off-white solid in a 63% yield; m.p. 203–205 °C; <sup>1</sup>H NMR (400 MHz, CDCl<sub>3</sub>, TMS): δ = 7.83–7.77 (m, 5H), 7.68 (d, *J* = 9.2 Hz, 1H), 7.58–7.54 (m, 5H), 7.43 (t, *J* = 8 Hz, 2H), 6.90 (dd, *J* = 8.8, 2.4 Hz, 1H), 6.19 (d, *J* = 2.8 Hz, 1H), 4.74 (s, 1H) ppm; <sup>13</sup>C NMR (100 MHz, CDCl<sub>3</sub>): δ = 153.2, 151.3, 151.0, 146.5, 139.9, 137.4, 134.6, 130.6 (2C), 129.5 (2C), 128.8, 128.4 (2C), 127.2, 124.2, 123.7 (2C), 117.7, 115.2, 114.8, 112.8, 111.8, 109.9, 109.6 ppm; FT-IR (KBr): ν<sub>max</sub> = 3419, 1592, 1496, 1350, 1198, 1134 cm<sup>-1</sup>; HRMS (ESI) calcd for C<sub>25</sub>H<sub>17</sub>N<sub>2</sub>O<sub>2</sub> [M + H]<sup>+</sup> 377.1285 found 377.1295.

**4-(9-Hydroxy-3-phenyl-3*H*-benzofuro[3,2-*e*]indazol-1-yl)benzaldehyde (3b).** Following the general procedure, the reaction of 4-((2-phenylhydrazono)methyl)benzaldehyde **1b** (0.25 mmol, 56 mg) with *p*-BQ **2a** (0.75 mmol, 81 mg) afforded the desired product **3b** (56.6 mg) as a white solid in a 56% yield; m.p. 240–242 °C; <sup>1</sup>H NMR (500 MHz, acetone-*d*<sub>6</sub>, TMS): δ = 10.23 (s, 1H), 8.19 (d, *J* = 8.5 Hz, 2H), 8.11 (s, 1H), 8.05 (d, *J* = 8 Hz, 2H), 7.98 (d, *J* = 9 Hz, 1H), 7.90 (d, *J* = 7.5 Hz, 2H), 7.83 (d, *J* = 9.5 Hz, 1H), 7.67 (t, *J* = 8 Hz, 2H), 7.54–7.49 (m, 2H), 7.01 (dd, *J* = 8.7, 2.2 Hz, 1H), 6.57 (d, *J* = 2.5 Hz, 1H) ppm; <sup>13</sup>C NMR (125 MHz, acetone-*d*<sub>6</sub>): δ = 191.9, 153.3, 152.9, 150.6, 145.0, 140.3, 139.9, 137.7, 136.9, 130.8 (2C), 129.6, 129.5, 127.4, 123.9, 123.5 (2C), 116.9, 115.4, 115.3, 114.8, 113.0, 111.8, 110.2, 109.4, 109.3 ppm; FT-IR (KBr): ν<sub>max</sub> = 3407, 2859, 1689, 1595, 1499, 1345, 1169, 1139 cm<sup>-1</sup>; HRMS (ESI) calcd for C<sub>26</sub>H<sub>17</sub>N<sub>2</sub>O<sub>3</sub> [M + H]<sup>+</sup> 405.1234 found 405.1237.

**3-Phenyl-1-(4-(trifluoromethyl)phenyl)-3*H*-benzofuro[3,2-*e*]indazol-9-ol (3c).** Following the general procedure, the reaction of 1-phenyl-2-(4-(trifluoromethyl)benzylidene)hydrazine **1c** (0.25 mmol, 66 mg) with *p*-BQ **2a** (0.75 mmol, 81 mg) afforded the desired product **3c** (56.7 mg) in a 51% yield as a fluffy white compound; m.p. 261–263 °C; <sup>1</sup>H NMR (500 MHz, acetone-*d*<sub>6</sub>, TMS): δ = 8.24 (s, 1H), 8.07 (d, *J* = 8 Hz, 2H), 8.00 (d, *J* = 9 Hz, 3H), 7.91 (dd, *J* = 8.7, 1.2 Hz, 2H), 7.84 (d, *J* = 9.5 Hz, 1H), 7.70 (t, *J* = 8 Hz, 2H), 7.54–7.50 (m, 2H), 7.03 (dd, *J* = 8.5, 2.5 Hz, 1H), 6.51 (d, *J* = 2.5 Hz, 1H) ppm; <sup>13</sup>C NMR (125 MHz, acetone-*d*<sub>6</sub>): δ = 153.3, 153.1, 150.6, 144.7, 139.8, 138.6, 137.7, 130.8 (2C), 130.3, 129.6 (2C), 127.4, 125.3 (q)(-CF<sub>3</sub>), 123.9, 123.5, 116.9 (2C), 115.4, 115.3, 114.8, 113.0, 111.7, 110.2, 109.5, 109.4 ppm; FT-IR (KBr): ν<sub>max</sub> = 3414, 1616, 1499, 1406, 1329, 1171, 1110 cm<sup>-1</sup>; HRMS (ESI) calcd for C<sub>26</sub>H<sub>16</sub>F<sub>3</sub>N<sub>2</sub>O<sub>2</sub> [M + H]<sup>+</sup> 445.1158 found 445.1165.

**Methyl-4-(9-hydroxy-3-phenyl-3*H*-benzofuro[3,2-*e*]indazol-1-yl)benzoate (3d).** Following the general procedure, the reaction of methyl 4-((2-phenylhydrazono)methyl)benzoate **1d** (0.25 mmol, 63.5 mg) with *p*-BQ **2a** (0.75 mmol, 81 mg) afforded the desired product **3d** (58.6 mg) as an off-white solid in a 54% yield; m.p. 230–232 °C; <sup>1</sup>H NMR (400 MHz, acetone-*d*<sub>6</sub>, TMS): δ = 8.38 (s, 1H), 8.15 (d, *J* = 8 Hz, 2H), 7.87–7.83 (m, 3H), 7.77 (d, *J* = 7.6 Hz, 2H), 7.71 (d, *J* = 9.2 Hz, 1H), 7.54 (t, *J* = 8 Hz, 2H), 7.38 (d, *J* = 8.4 Hz, 2H), 6.88 (dd, *J* = 9, 2.6 Hz, 1H), 6.42 (d, *J* = 2.8 Hz, 1H), 3.85 (s, 3H) ppm; <sup>13</sup>C NMR (100 MHz, acetone-*d*<sub>6</sub>): δ = 167.3, 154.2, 154.1, 151.4, 146.1, 140.8, 140.1, 138.6, 131.4, 131.2 (2C), 130.5 (2C), 130.3 (2C), 128.3, 124.4 (2C), 117.8, 116.5, 116.3, 115.8, 113.9, 112.6, 111.1, 110.3, 52.6 ppm; FT-IR (KBr): ν<sub>max</sub> = 3408, 1701, 1595, 1496, 1286, 1192, 1124 cm<sup>-1</sup>; HRMS (ESI) calcd for C<sub>27</sub>H<sub>19</sub>N<sub>2</sub>O<sub>4</sub> [M + H]<sup>+</sup> 435.1339 found 435.1351.

**1-(4-Nitrophenyl)-3-phenyl-3*H*-benzofuro[3,2-*e*]indazol-9-ol (3e).** Following the general procedure, the reaction of 1-(4-nitrobenzylidene)-2-phenylhydrazine **1e** (0.25 mmol, 60.3 mg) with *p*-BQ **2a** (0.75 mmol, 81 mg) yielded the desired product **3e** (50.6 mg) in a 48% yield as a yellow solid; m.p. 270–272 °C; <sup>1</sup>H NMR (400 MHz, acetone-*d*<sub>6</sub>, TMS): δ = 8.40 (d, *J* = 8.4 Hz, 2H), 8.37 (s, 1H), 7.98 (d, *J* = 8.8 Hz, 2H), 7.89–7.86 (m, 1H), 7.79–7.72 (m, 3H), 7.55 (t, *J* = 7.5 Hz, 2H), 7.43–7.38 (m, 2H), 6.89 (dd, *J* = 8.8, 2.4 Hz, 1H), 6.40 (d, *J* = 2.4 Hz, 1H) ppm; <sup>13</sup>C NMR (100 MHz, acetone-*d*<sub>6</sub>): δ = 154.3, 154.1, 151.5, 149.1, 145.0, 142.0, 140.6, 138.7, 132.0 (2C), 130.6 (2C), 128.5, 124.7, 124.6 (2C), 124.5 (2C), 117.7, 116.5, 115.6, 114.2, 112.8, 111.2, 110.0 ppm; FT-IR (KBr): ν<sub>max</sub> = 3418, 1627, 1509, 1454, 1342, 1175 cm<sup>-1</sup>; HRMS (ESI) calcd for C<sub>25</sub>H<sub>16</sub>N<sub>3</sub>O<sub>4</sub> [M + H]<sup>+</sup> 422.1135 found 422.1145.

**4-(9-Hydroxy-3-phenyl-3*H*-benzofuro[3,2-*e*]indazol-1-yl)benzotrile (3f).** Following the general procedure, the reaction of 4-((2-phenylhydrazono)methyl)benzotrile **1f** (0.25 mmol, 55.3 mg) with *p*-BQ **2a** (0.75 mmol, 81 mg) afforded the desired product **3f** (46.2 mg) in a 46% yield as a white solid; m.p. 306–308 °C; <sup>1</sup>H NMR (500 MHz, acetone-*d*<sub>6</sub>, TMS): δ = 8.52 (s, 1H), 7.96–7.90 (m, 4H), 7.87 (d, *J* = 8 Hz, 1H), 7.79–7.76 (m, 2H), 7.73 (d, *J* = 8 Hz, 1H), 7.56 (t, *J* = 8 Hz, 2H), 7.41 (d, *J* = 8 Hz, 2H), 6.90 (dd, *J* = 8, 4 Hz, 1H), 6.39 (d, *J* = 2.4, 1H) ppm; <sup>13</sup>C NMR (125 MHz, acetone-*d*<sub>6</sub>): δ = 154.2, 154.1, 151.4, 145.4, 140.6, 140.1, 138.6, 133.2 (2C), 131.8 (2C), 130.6 (2C), 128.5, 124.7 (2C), 124.5, 119.5, 117.7, 116.4, 115.6, 114.1, 113.3, 112.7, 111.2, 110.1 ppm; FT-IR (KBr): ν<sub>max</sub> = 3396, 2234, 1591, 1501, 1348, 1188, 1132 cm<sup>-1</sup>; HRMS (ESI) calcd for C<sub>26</sub>H<sub>16</sub>N<sub>3</sub>O<sub>2</sub> [M + H]<sup>+</sup> 402.1237 found 402.1252.

**1-(4-Methoxyphenyl)-3-phenyl-3*H*-benzofuro[3,2-*e*]indazol-9-ol (3g).** Following the general procedure, the reaction of 1-(4-methoxybenzylidene)-2-phenylhydrazine **1g** (0.25 mmol, 56.5 mg) with *p*-BQ **2a** (0.75 mmol, 81 mg) afforded the desired product **3g** (47.5 mg) as a white solid in a 45% yield; m.p. 218–220 °C; <sup>1</sup>H NMR (400 MHz, acetone-*d*<sub>6</sub>, TMS): δ = 8.46 (s, 1H), 7.79 (d, *J* = 9.2 Hz, 1H), 7.73 (dd, *J* = 8.2, 1 Hz, 2H), 7.63 (d, *J* = 9.2 Hz, 1H), 7.56 (dd, *J* = 6.8, 2 Hz, 2H), 7.50 (t, *J* = 8 Hz, 2H), 7.33–7.30 (m, 2H), 7.04 (dd, *J* = 6.6, 1.8 Hz, 2H), 6.87 (dd, *J* = 8.8, 2.4 Hz, 1H), 6.41 (d, *J* = 2.8 Hz, 1H), 3.80 (s, 3H) ppm; <sup>13</sup>C NMR (100 MHz, acetone-*d*<sub>6</sub>): δ = 161.3, 154.0, 153.9, 151.4, 147.1, 141.0, 138.2, 132.3 (2C), 130.4 (2C), 127.9, 127.6, 125.0 (2C), 124.1, 118.4, 116.2 (2C), 116.1, 114.7, 113.6, 112.3, 110.8, 110.6, 55.8 ppm; FT-IR (KBr): ν<sub>max</sub> = 3419, 1615,

1500, 1350, 1233, 1183, 1132  $\text{cm}^{-1}$ ; HRMS (ESI) calcd for  $\text{C}_{26}\text{H}_{19}\text{N}_2\text{O}_3$   $[\text{M} + \text{H}]^+$  407.1390 found 407.1399.

**3-Phenyl-1-(*p*-tolyl)-3*H*-benzofuro[3,2-*e*]indazol-9-ol (3h).** Following the general procedure, the reaction of 1-(4-methylbenzylidene)-2-phenylhydrazine **1h** (0.25 mmol, 52.6 mg) with *p*-BQ **2a** (0.75 mmol, 81 mg) afforded the desired product **3h** (41 mg) in a 42% yield as an off-white solid; m.p. 204–206 °C;  $^1\text{H}$  NMR (500 MHz, acetone- $d_6$ , TMS):  $\delta$  = 8.06 (s, 1H), 7.95 (d,  $J$  = 9.5 Hz, 1H), 7.88 (d,  $J$  = 7.5 Hz, 2H), 7.77 (d,  $J$  = 9 Hz, 1H), 7.68 (d,  $J$  = 8 Hz, 2H), 7.64 (t,  $J$  = 7.7 Hz, 2H), 7.49–7.46 (m, 2H), 7.44 (d,  $J$  = 7.5 Hz, 2H), 6.99 (dd,  $J$  = 8.7, 2.2, 1H), 6.54 (d,  $J$  = 2.5 Hz, 1H), 2.51 (s, 3H) ppm;  $^{13}\text{C}$  NMR (125 MHz, acetone- $d_6$ ):  $\delta$  = 154.8, 154.7, 154.6, 152.4, 148.2, 141.9, 140.4, 139.2, 131.9, 131.3 (2C), 130.7 (2C), 128.8 (2C), 125.0, 119.3, 117.0 (2C), 116.9, 114.4, 113.2, 111.8, 111.7, 111.6, 22.4 ppm; FT-IR (KBr):  $\nu_{\text{max}}$  = 3419, 1594, 1500, 1347, 1193, 1142  $\text{cm}^{-1}$ ; HRMS (ESI) calcd for  $\text{C}_{26}\text{H}_{19}\text{N}_2\text{O}_2$   $[\text{M} + \text{H}]^+$  391.1441 found 391.1455.

**1-(4-Fluorophenyl)-3-phenyl-3*H*-benzofuro[3,2-*e*]indazol-9-ol (3i).** Following the general procedure, the reaction of 1-(4-fluorobenzylidene)-2-phenylhydrazine **1i** (0.25 mmol, 53.5 mg) with *p*-BQ **2a** (0.75 mmol, 81 mg) afforded the desired product **3i** (52.3 mg) in a 53% yield as a fluffy white solid; m.p. 262–264 °C;  $^1\text{H}$  NMR (500 MHz, acetone- $d_6$ , TMS):  $\delta$  = 8.32 (s, 1H), 7.98 (d,  $J$  = 9 Hz, 1H), 7.89 (dd,  $J$  = 8.5, 1 Hz, 2H), 7.86–7.81 (m, 3H), 7.66 (t,  $J$  = 8 Hz, 2H), 7.52–7.48 (m, 2H), 7.41 (t,  $J$  = 9 Hz, 2H), 7.01 (dd,  $J$  = 8.7, 2.7 Hz, 1H), 6.50 (d,  $J$  = 2.5 Hz, 1H) ppm;  $^{13}\text{C}$  NMR (125 MHz, acetone- $d_6$ ):  $\delta$  = 163.4 (C-F,  $J$  = 244 Hz), 153.2, 153.1, 150.6, 145.3, 140.0, 137.4, 132.2, 132.1, 131.0, 130.9 (2C), 129.6, 127.2, 124.0 (2C), 123.3, 117.3, 115.3, 115.2, 115.0, 112.8, 111.6, 110.1, 109.3 ppm; FT-IR (KBr):  $\nu_{\text{max}}$  = 3409, 1594, 1501, 1345, 1177, 1142  $\text{cm}^{-1}$ ; HRMS (ESI) calcd for  $\text{C}_{25}\text{H}_{16}\text{FN}_2\text{O}_2$   $[\text{M} + \text{H}]^+$  395.1190 found 395.1198.

**1-(4-Chlorophenyl)-3-phenyl-3*H*-benzofuro[3,2-*e*]indazol-9-ol (3j).** Following the general procedure, the reaction of 1-(4-chlorobenzylidene)-2-phenylhydrazine **1j** (0.25 mmol, 57.5 mg) with *p*-BQ **2a** (0.75 mmol, 81 mg) afforded the desired product **3j** (45.1 mg) in a 44% yield as an ivory white solid; m.p. 237–239 °C;  $^1\text{H}$  NMR (500 MHz, acetone- $d_6$ , TMS):  $\delta$  = 8.34 (s, 1H), 7.99 (d,  $J$  = 9 Hz, 1H), 7.90 (dd,  $J$  = 8.7, 1.2 Hz, 2H), 7.86–7.82 (m, 3H), 7.69–7.65 (m, 4H), 7.53–7.49 (m, 2H), 7.02 (dd,  $J$  = 9, 2.5 Hz, 1H), 6.61 (d,  $J$  = 2.5 Hz, 1H) ppm;  $^{13}\text{C}$  NMR (125 MHz, acetone- $d_6$ ):  $\delta$  = 153.2, 153.1, 150.6, 145.0, 139.9, 137.6, 134.5, 133.4, 131.7 (2C), 129.6 (2C), 128.5 (2C), 127.3, 124.0, 123.4 (2C), 117.0, 115.4, 114.9, 112.9, 111.7, 110.1, 109.4 ppm; FT-IR (KBr):  $\nu_{\text{max}}$  = 3410, 1592, 1497, 1344, 1186, 1134  $\text{cm}^{-1}$ ; HRMS (ESI) calcd for  $\text{C}_{25}\text{H}_{16}\text{ClN}_2\text{O}_2$   $[\text{M} + \text{H}]^+$  411.0895 found 411.0906.

**1-(4-Bromophenyl)-3-phenyl-3*H*-benzofuro[3,2-*e*]indazol-9-ol (3k).** Following the general procedure, the reaction of 1-(4-bromobenzylidene)-2-phenylhydrazine **1k** (0.25 mmol, 68.5 mg) with *p*-BQ **2a** (0.75 mmol, 81 mg) yielded the desired product **3k** (54.5 mg) as an ivory white solid in a 48% yield; m.p. 256–258 °C;  $^1\text{H}$  NMR (500 MHz, acetone- $d_6$ , TMS):  $\delta$  = 8.35 (s, 1H), 7.97 (d,  $J$  = 9 Hz, 1H), 7.89 (d,  $J$  = 7.5 Hz, 2H), 7.83–7.82 (m, 3H), 7.81–7.77 (m, 2H), 7.66 (t,  $J$  = 8 Hz, 2H), 7.53–7.48 (m, 2H), 7.02 (dd,  $J$  = 9, 2.5 Hz, 1H), 6.62 (d,  $J$  = 2.5 Hz, 1H) ppm;  $^{13}\text{C}$  NMR (125 MHz, acetone- $d_6$ ):  $\delta$  = 153.2, 153.1, 150.6, 145.0, 139.8, 137.6, 133.8, 132.0 (2C), 131.5 (2C), 129.6 (2C), 127.3, 124.0, 123.4 (2C), 122.7,

117.0, 115.4, 114.9, 112.9, 111.7, 110.2, 109.5 ppm; FT-IR (KBr):  $\nu_{\text{max}}$  = 3416, 1591, 1496, 1343, 1187, 1134  $\text{cm}^{-1}$ ; HRMS (ESI) calcd for  $\text{C}_{25}\text{H}_{16}^{81}\text{BrN}_2\text{O}_2$   $[\text{M} + \text{H}]^+$  457.0375 found 457.0384.

**1-(Naphthalen-1-yl)-3-phenyl-3*H*-benzofuro[3,2-*e*]indazol-9-ol (3l).** Following the general procedure, the reaction of 1-(naphthalen-2-ylmethylene)-2-phenylhydrazine **1l** (0.25 mmol, 61.5 mg) with *p*-BQ **2a** (0.75 mmol, 81 mg) afforded the desired product **3l** (38.4 mg) as a light pink colored solid in a 36% yield; m.p. 201–203 °C;  $^1\text{H}$  NMR (500 MHz, acetone- $d_6$ , TMS):  $\delta$  = 8.37 (s, 1H), 8.15 (d,  $J$  = 8.5 Hz, 1H), 8.07 (d,  $J$  = 8 Hz, 1H), 8.04–7.96 (m, 4H), 7.93 (d,  $J$  = 8 Hz, 2H), 7.84 (d,  $J$  = 9 Hz, 1H), 7.67 (t,  $J$  = 7.7 Hz, 2H), 7.64–7.60 (m, 2H), 7.52–7.48 (m, 2H), 6.97 (d,  $J$  = 8.5 Hz, 1H), 6.67 (s, 1H) ppm;  $^{13}\text{C}$  NMR (125 MHz, acetone- $d_6$ ):  $\delta$  = 155.1, 154.7, 152.4, 148.0, 141.9, 139.5, 135.4, 135.0, 133.8, 131.4 (2C), 131.1, 130.1 (2C), 129.8, 129.6, 129.0, 128.4, 128.3, 126.0 (2C), 125.2, 119.0, 117.1, 117.0, 114.6, 113.3, 111.9, 111.5 ppm; FT-IR (KBr):  $\nu_{\text{max}}$  = 3330, 1594, 1502, 1352, 1172, 1134  $\text{cm}^{-1}$ ; HRMS (ESI) calcd for  $\text{C}_{29}\text{H}_{19}\text{N}_2\text{O}_2$   $[\text{M} + \text{H}]^+$  427.1441 found 427.1461.

**3-(4-Bromophenyl)-1-phenyl-3*H*-benzofuro[3,2-*e*]indazol-9-ol (3m).** Following the general procedure, the reaction of 1-benzylidene-2-(4-bromophenyl)hydrazine **1m** (0.25 mmol, 68.5 mg) with *p*-BQ **2a** (0.75 mmol, 81 mg) afforded the desired product **3m** (55.7 mg) as an off-white solid in a 49% yield; m.p. 206–208 °C;  $^1\text{H}$  NMR (500 MHz, acetone- $d_6$ , TMS):  $\delta$  = 8.13 (s, 1H), 7.96 (dd,  $J$  = 8.7, 2.2 Hz, 1H), 7.86–7.84 (m, 2H), 7.81–7.77 (m, 5H), 7.63–7.62 (m, 3H), 7.48 (d,  $J$  = 9 Hz, 1H), 7.00 (dd,  $J$  = 8.7, 2.2 Hz, 1H), 6.44 (d,  $J$  = 2.5 Hz, 1H) ppm;  $^{13}\text{C}$  NMR (125 MHz, acetone- $d_6$ ):  $\delta$  = 153.1, 150.6, 146.8, 139.3, 137.2, 134.4, 132.6 (2C), 130.2 (2C), 129.0, 128.3 (2C), 124.9 (2C), 124.0, 119.7, 117.6, 115.4, 115.3, 112.9, 111.5, 109.9, 109.7, 109.6 ppm; FT-IR (KBr):  $\nu_{\text{max}}$  = 3384, 1585, 1492, 1344, 1179  $\text{cm}^{-1}$ ; HRMS (ESI) calcd for  $\text{C}_{25}\text{H}_{16}\text{BrN}_2\text{O}_2$   $[\text{M} + \text{H}]^+$  455.0390 found 455.0404.

**3-(4-Bromophenyl)-1-(4-fluorophenyl)-3*H*-benzofuro[3,2-*e*]indazol-9-ol (3n).** Following the general procedure, the reaction of 1-(4-bromophenyl)-2-(4-fluorobenzylidene)hydrazine **1n** (0.25 mmol, 73.3 mg) with *p*-BQ **2a** (0.75 mmol, 81 mg) afforded the desired product **3n** (61.4 mg) as an off-white solid in a 52% yield; m.p. 241–243 °C;  $^1\text{H}$  NMR (500 MHz, acetone- $d_6$ , TMS):  $\delta$  = 8.22 (s, 1H), 7.98 (d,  $J$  = 9.5 Hz, 1H), 7.87–7.84 (m, 3H), 7.82–7.80 (m, 4H), 7.51 (d,  $J$  = 9 Hz, 1H), 7.40 (t,  $J$  = 8.7 Hz, 2H), 7.01 (dd,  $J$  = 8.7, 2.2 Hz, 1H), 6.48 (d,  $J$  = 2.5 Hz, 1H) ppm;  $^{13}\text{C}$  NMR (125 MHz, acetone- $d_6$ ):  $\delta$  = 163.4 (C-F,  $J$  = 245 Hz), 153.2, 153.1, 153.0, 150.6, 145.8, 139.3, 137.3, 132.6, 132.2 (2C), 132.1, 124.9, 123.9 (2C), 119.8, 117.5, 155.5, 115.4, 115.2, 115.1, 113.0, 110.0, 109.3, 109.2 ppm; FT-IR (KBr):  $\nu_{\text{max}}$  = 3416, 1619, 1493, 1341, 1190, 1135  $\text{cm}^{-1}$ ; HRMS (ESI) calcd for  $\text{C}_{25}\text{H}_{15}\text{BrFN}_2\text{O}_2$   $[\text{M} + \text{H}]^+$  473.0295 found 473.0308.

**3-(4-Bromophenyl)-1-(4-chlorophenyl)-3*H*-benzofuro[3,2-*e*]indazol-9-ol (3o).** Following the general procedure, the reaction of 1-(4-bromophenyl)-2-(4-chlorobenzylidene)hydrazine **1o** (0.25 mmol, 77.4 mg) with *p*-BQ **2a** (0.75 mmol, 81 mg) afforded the desired product **3o** (57.8 mg) in a 47% yield as a pale yellow solid; m.p. 254–256 °C;  $^1\text{H}$  NMR (500 MHz, acetone- $d_6$ , TMS):  $\delta$  = 8.23 (s, 1H), 8.01 (dd,  $J$  = 9, 2 Hz, 1H), 7.89–7.87 (m, 2H), 7.85–7.82 (m, 5H), 7.68 (dd,  $J$  = 8.5, 2 Hz, 2H), 7.53 (dd,  $J$  = 9, 1.5 Hz, 1H), 7.02 (dd,  $J$  = 9, 2 Hz, 1H), 6.60



(t,  $J = 2$ , 1H) ppm;  $^{13}\text{C}$  NMR (125 MHz, acetone- $d_6$ ):  $\delta = 155.0$ , 152.4, 147.3, 141.0, 139.2, 136.4, 135.0, 134.4 (2C), 133.5 (2C), 130.3 (2C), 126.8 (2C), 125.7, 121.7, 119.1, 117.2, 116.8, 114.9, 113.5, 111.8, 111.2, 111.1 ppm; FT-IR (KBr):  $\nu_{\text{max}} = 3424$ , 1631, 1490, 1264, 1169,  $1135\text{cm}^{-1}$ ; HRMS (ESI) calcd for  $\text{C}_{25}\text{H}_{15}\text{BrClN}_2\text{O}_2$   $[\text{M} + \text{H}]^+$  489.0000 found 489.0009.

### 1,3-Bis(4-bromophenyl)-3H-benzofuro[3,2-*e*]indazol-9-ol (3p).

Following the general procedure, the reaction of 1-(4-bromobenzylidene)-2-(4-bromophenyl)hydrazine **1p** (0.25 mmol, 88.5 mg) with *p*-BQ **2a** (0.75 mmol, 81 mg) yielded the desired product **3p** (68.5 mg) in a 50% yield as an off-white solid; m.p. 260–262 °C;  $^1\text{H}$  NMR (500 MHz, acetone- $d_6$ , TMS):  $\delta = 8.47$  (s, 1H), 7.90–7.86 (m, 1H), 7.76–7.69 (m, 7H), 7.63 (d,  $J = 8.4$  Hz, 2H), 7.38 (d,  $J = 8.8$  Hz, 1H), 6.90 (dd,  $J = 8.8$ , 2.4 Hz, 1H), 6.42 (d,  $J = 2.8$  Hz, 1H) ppm;  $^{13}\text{C}$  NMR (125 MHz, acetone- $d_6$ ):  $\delta = 154.2$ , 154.1, 151.5, 146.4, 140.1, 138.3, 134.5, 133.5 (2C), 132.9 (2C), 132.4, (2C), 126.0 (2C), 124.7, 123.8, 120.8, 118.1, 116.4, 115.9, 114.1, 112.5, 110.9, 110.3 ppm; FT-IR (KBr):  $\nu_{\text{max}} = 3418$ , 1627, 1509, 1454, 1342,  $1175\text{cm}^{-1}$ ; HRMS (ESI) calcd for  $\text{C}_{25}\text{H}_{15}\text{Br}_2\text{N}_2\text{O}_2$   $[\text{M} + \text{H}]^+$  532.9495 found 532.9493.

### 5,8-Dimethyl-1,3-diphenyl-3H-benzofuro[3,2-*e*]indazol-9-ol (3q).

Following the general procedure, the reaction of 1-benzylidene-2-phenylhydrazine **1a** (0.25 mmol, 49 mg) with 2-methylcyclohexa-2,5-diene-1,4-dione **2b** (0.75 mmol, 92 mg) afforded the desired product **3q** (69.7 mg) in a 69% yield as a light brown solid; m.p. 207–209 °C;  $^1\text{H}$  NMR (500 MHz, acetone- $d_6$ , TMS):  $\delta = 7.93$  (s, 1H), 7.87 (d,  $J = 8.5$  Hz, 2H), 7.79 (d,  $J = 6$  Hz, 2H), 7.75 (s, 1H), 7.63 (t,  $J = 7.7$  Hz, 2H), 7.59–7.56 (m, 3H), 7.46–7.44 (m, 2H), 6.59 (d,  $J = 2$  Hz, 1H), 2.69 (s, 3H), 2.34 (s, 3H) ppm;  $^{13}\text{C}$  NMR (125 MHz, acetone- $d_6$ ):  $\delta = 153.7$ , 152.7, 152.4, 148.0, 142.1, 139.5, 136.5, 131.7, 131.2 (2C), 130.5, 130.0 (2C), 128.6, 127.2, 127.1 (2C), 125.2, 125.1, 123.7, 117.3, 116.2, 114.2, 110.9, 110.8, 18.1, 17.2 ppm; FT-IR (KBr):  $\nu_{\text{max}} = 3414$ , 1594, 1492, 1459, 1369, 1185,  $1130\text{cm}^{-1}$ ; HRMS (ESI) calcd for  $\text{C}_{27}\text{H}_{21}\text{N}_2\text{O}_2$   $[\text{M} + \text{H}]^+$  405.1598 found 405.1613.

**5,8-Dimethyl-3-phenyl-1-(4-(trifluoromethyl)phenyl)-3H-benzofuro[3,2-*e*]indazol-9-ol (3r).** Following the general procedure, the reaction of 1-phenyl-2-(4-(trifluoromethyl)benzylidene)hydrazine **1c** (0.25 mmol, 66.1 mg) with 2-methylcyclohexa-2,5-diene-1,4-dione **2b** (0.75 mmol, 92 mg) afforded the desired product **3r** (66.1 mg) as a very light pink colored solid in a 56% yield; m.p. 234–236 °C;  $^1\text{H}$  NMR (500 MHz, acetone- $d_6$ , TMS):  $\delta = 8.03$  (d,  $J = 8$  Hz, 2H), 7.96–7.93 (m, 3H), 7.87 (d,  $J = 7.5$  Hz, 2H), 7.75 (s, 1H), 7.65 (t,  $J = 7.5$  Hz, 2H), 7.49 (t,  $J = 7.5$  Hz, 1H), 7.46 (s, 1H), 6.67 (s, 1H), 2.69 (s, 3H), 2.35 (s, 3H) ppm;  $^{13}\text{C}$  NMR (125 MHz, acetone- $d_6$ ):  $\delta = 152.1$ , 151.1, 150.6, 144.6, 140.0, 138.6, 138.0, 130.4 (2C), 130.1, 129.8, 129.5 (2C), 127.1, 125.7, 125.5, 125.3 (q) ( $-\text{CF}_3$ ), 123.7, 123.4 (2C), 121.7, 115.0, 114.1, 112.6, 109.2, 109.0, 16.2, 15.4 ppm; FT-IR (KBr):  $\nu_{\text{max}} = 3419$ , 1596, 1501, 1468, 1329, 1190,  $1156\text{cm}^{-1}$ ; HRMS (ESI) calcd for  $\text{C}_{28}\text{H}_{20}\text{F}_3\text{N}_2\text{O}_2$   $[\text{M} + \text{H}]^+$  473.1471 found 473.1485.

**1-(4-Chlorophenyl)-5,8-dimethyl-3-phenyl-3H-benzofuro[3,2-*e*]indazol-9-ol (3s).** Following the general procedure, the reaction of 1-(4-chlorobenzylidene)-2-phenylhydrazine **1j** (0.25 mmol, 57.65 mg) with 2-methylcyclohexa-2,5-diene-1,4-dione **2b** (0.75 mmol, 92 mg) afforded the desired product **3s** (52.7 mg) as a white solid in a

48% yield; m.p. 240–242 °C;  $^1\text{H}$  NMR (500 MHz, acetone- $d_6$ , TMS):  $\delta = 8.08$  (s, 1H), 7.88–7.80 (m, 4H), 7.76–7.72 (m, 1H), 7.64–7.61 (m, 4H), 7.49–7.44 (m, 2H), 6.74 (s, 1H), 2.68 (s, 3H), 2.35 (s, 3H) ppm;  $^{13}\text{C}$  NMR (125 MHz, acetone- $d_6$ ):  $\delta = 152.0$ , 151.1, 150.6, 144.8, 140.1, 137.9, 134.3 (2C), 133.4 (2C), 131.4 (2C), 129.5, 128.4, 127.0, 125.3 (2C), 123.5, 123.3, 121.8, 115.1, 114.2, 112.6, 109.1, 108.8, 16.3, 15.4 ppm; FT-IR (KBr):  $\nu_{\text{max}} = 3398$ , 1598, 1499, 1488, 1346, 1182,  $1133\text{cm}^{-1}$ ; HRMS (ESI) calcd for  $\text{C}_{27}\text{H}_{20}\text{ClN}_2\text{O}_2$   $[\text{M} + \text{H}]^+$  439.1208 found 439.1221.

**6-Chloro-1,3-diphenyl-1H-indazol-5-ol (4b).** Following the general procedure, the reaction of 1-benzylidene-2-phenylhydrazine **1a** (0.25 mmol, 49 mg) with 2-chlorocyclohexa-2,5-diene-1,4-dione **2c** (0.75 mmol, 106.9 mg) afforded the desired product **4b** (29 mg) in a 36% yield as a light pink colored solid; m.p. 138–140 °C; FT-IR (KBr):  $\nu_{\text{max}} = 3394$ , 2962, 1594, 1498, 1249,  $1116\text{cm}^{-1}$ ;  $^1\text{H}$  NMR (500 MHz,  $\text{CDCl}_3$ , TMS):  $\delta = 7.91$ –7.90 (m, 2H), 7.73 (s, 1H), 7.67 (dd,  $J = 8.5$ , 1 Hz, 2H), 7.59 (s, 1H), 7.50–7.43 (m, 4H), 7.37–7.34 (m, 1H), 7.33–7.29 (m, 1H), 5.45 (s, 1H) ppm;  $^{13}\text{C}$  NMR (125 MHz,  $\text{CDCl}_3$ ):  $\delta = 146.7$ , 145.5, 139.9, 135.7, 132.8, 129.7 (2C), 129.0, 128.5 (2C), 127.6, 127.0 (2C), 122.9, 122.8 (2C), 122.8, 110.8, 105.8 ppm; HRMS (ESI) calcd for  $\text{C}_{19}\text{H}_{14}\text{ClN}_2\text{O}$   $[\text{M} + \text{H}]^+$  321.0789 found 321.0799.

**4,6-Dimethyl-1,3-diphenyl-1H-indazol-5-ol (4d).** Following the general procedure, the reaction of 1-benzylidene-2-phenylhydrazine **1a** (0.25 mmol, 49 mg) with 2,6-dimethylcyclohexa-2,5-diene-1,4-dione **2e** (0.75 mmol, 102.2 mg) afforded the desired product **4d** (48.7 mg) as an off-white solid in a 62% yield; m.p. 160–162 °C;  $^1\text{H}$  NMR (500 MHz, acetone- $d_6$ , TMS):  $\delta = 7.83$  (d,  $J = 7.5$  Hz, 2H), 7.68 (d,  $J = 6.5$  Hz, 2H), 7.60–7.57 (m, 3H), 7.54–7.46 (m, 3H), 7.37 (t,  $J = 7.5$  Hz, 1H), 7.25 (s, 1H), 2.44 (s, 3H), 2.26 (s, 3H) ppm;  $^{13}\text{C}$  NMR (125 MHz, acetone- $d_6$ ):  $\delta = 148.4$ , 146.8, 140.6, 135.3, 135.2, 130.2 (2C), 129.3 (2C), 128.5, 127.9, 127.8 (2C), 125.9, 122.4, 122.2 (2C), 114.7, 108.5, 17.4, 12.4 ppm; FT-IR (KBr):  $\nu_{\text{max}} = 3412$ , 1589, 1492, 1281, 1179,  $1117\text{cm}^{-1}$ ; HRMS (ESI) calcd for  $\text{C}_{21}\text{H}_{19}\text{N}_2\text{O}$   $[\text{M} + \text{H}]^+$  315.1492 found 315.1497.

**8-Chloro-1,3-diphenyl-3H-benzofuro[3,2-*e*]indazol-9-ol (3t).** Following the general procedure, the reaction of 1,3-diphenyl-1H-indazol-5-ol **4a** (0.25 mmol, 71.3 mg) and 2-chloro *p*-BQ **2c** (0.50 mmol, 71.3 mg) in the presence of TFA (14 equiv., 3.5 mmol) afforded the desired product **3t** (29.8 mg) as a white solid in a 29% yield; m.p. 233–235 °C;  $^1\text{H}$  NMR (500 MHz,  $\text{CDCl}_3$ , TMS):  $\delta = 7.87$  (d,  $J = 9$  Hz, 1H), 7.84 (d,  $J = 7.5$  Hz, 2H), 7.80 (d,  $J = 6.5$  Hz, 2H), 7.70 (d,  $J = 9$  Hz, 1H), 7.67–7.59 (m, 6H), 7.45 (t,  $J = 7.2$  Hz, 1H), 6.45 (s, 1H), 5.31 (s, 1H) ppm;  $^{13}\text{C}$  NMR (125 MHz,  $\text{CDCl}_3$ ):  $\delta = 153.4$ , 150.5, 146.9, 146.5, 139.9, 137.5, 134.2, 130.4 (2C), 129.5 (2C), 129.1, 128.5 (2C), 127.3, 123.7 (2C), 123.6, 118.9, 117.7, 114.9, 112.6, 111.4, 110.4, 110.1 ppm; FT-IR (KBr):  $\nu_{\text{max}} = 3409$ , 1593, 1502, 1461, 1328, 1171,  $1130\text{cm}^{-1}$ ; HRMS (ESI) calcd for  $\text{C}_{25}\text{H}_{16}\text{ClN}_2\text{O}_2$   $[\text{M} + \text{H}]^+$  411.0895 found 411.0928.

## Conflicts of interest

There are no conflicts to declare.

## Acknowledgements

J. C. J. is grateful to the Council of Scientific and Industrial Research (CSIR), Government of India for a research fellowship. B. P. B. acknowledges the Department of Science and Technology (DST), Government of India for an INSPIRE Faculty Award (IFA-13 CH-98). B. P. B. and R. P. B. thank NITK, Surathkal for providing laboratory facilities and a research fellowship for R. P. B. V. K. P. is grateful to the DST-SERB, for a Young Scientist Fellowship (SB/FT/CS-131/2014) and CSIR fast-track translation project, cellular sensor (MLP0027), Government of India for financial support. N. M. acknowledges UGC-SAP and DST-FIST/PURSE support.

## Notes and references

- For reviews, see: (a) L. F. Tietze, H. P. Bell and S. Chandrasekhar, *Angew. Chem., Int. Ed.*, 2003, **42**, 3996; (b) B. Meunier, *Acc. Chem. Res.*, 2008, **41**, 69; (c) B. Jiang, T. Rajale, W. Wever, S.-J. Tu and G. Li, *Chem. – Asian J.*, 2010, **5**, 2318; (d) F. G. Medina, J. G. Marrero, M. Macías-Alonso, M. C. González, I. Córdova-Guerrero, A. G. T. García and S. Osegueda-Robles, *Nat. Prod. Rep.*, 2015, **32**, 1472; (e) S. M. Shaveta and P. Singh, *Eur. J. Med. Chem.*, 2016, **124**, 500; (f) V. Abbot, P. Sharma, S. Dhiman, M. N. Noolvi, H. M. Patel and V. Bhardwaj, *RSC Adv.*, 2017, **7**, 28313; (g) F. de Moliner, N. Kielland, R. Lavilla and M. Vendrell, *Angew. Chem., Int. Ed.*, 2017, **56**, 3758.
- (a) E. Ruijter, R. Scheffelaar and R. V. A. Orru, *Angew. Chem., Int. Ed.*, 2011, **50**, 6234; (b) A. Bunescu, T. Piou, Q. Wang and J. Zhu, *Org. Lett.*, 2014, **17**, 334; (c) M. A. Rani, S. V. Kumar, K. Malathi, M. Muthu, A. I. Almansour, R. S. Kumar and R. R. Kumar, *ACS Comb. Sci.*, 2017, **19**, 308; (d) V. Kavala, Z. Yang, A. Konala, T.-H. Yang, C.-W. Kuo, J.-Y. Ruan and C.-F. Yao, *Eur. J. Org. Chem.*, 2018, 1241.
- (a) H. Pellissier, *Chem. Rev.*, 2012, **113**, 442; (b) F.-C. Jia, C. Xu, Z.-W. Zhou, Q. Cai, D.-K. Li and A.-X. Wu, *Org. Lett.*, 2015, **17**, 2820; (c) A. H. Shinde, S. Vidyacharan and D. S. Sharada, *Org. Biomol. Chem.*, 2016, **14**, 3207; (d) L. Pantaine, A. Laverny, X. Moreau, V. Coeffard and C. Greck, *Synthesis*, 2017, 532; (e) C.-H. Zhang, R. Huang, X.-M. Hu, J. Lin and S.-J. Yan, *J. Org. Chem.*, 2018, **83**, 4981.
- (a) A. Al-Mulla, *Der Pharma Chem.*, 2017, **9**, 141; (b) M. S. Butler, *J. Nat. Prod.*, 2004, **67**, 2141.
- (a) K. Paul, K. Bera, S. Jalal, S. Sarkar and U. Jana, *Org. Lett.*, 2014, **16**, 2166; (b) A. Bunescu, T. Piou, Q. Wang and J. Zhu, *Org. Lett.*, 2014, **17**, 334; (c) F.-C. Jia, C. Xu, Z.-W. Zhou, Q. Cai, D.-K. Li and A.-X. Wu, *Org. Lett.*, 2015, **17**, 2820; (d) V. Murthy, S. Nikumbh, S. Kumar, Y. Chiranjeevi, L. Rao and A. Raghunadh, *Synlett*, 2016, 2362; (e) J. M. Hartmann, M. de Groot, K. Schäringner, K. Henke, K. Rissanen and M. Albrecht, *Eur. J. Org. Chem.*, 2018, 901.
- (a) A. Schmidt, A. Beutler and B. Snovydyovych, *Eur. J. Org. Chem.*, 2008, 4073; (b) A. Thangadurai, M. Minu, S. Wakode, S. Agrawal and B. Narasimhan, *Med. Chem. Res.*, 2011, **21**, 1509; (c) D. D. Gaikwad, A. D. Chapolikar, C. G. Devkate, K. D. Warad, A. P. Tayade, R. P. Pawar and A. J. Domb, *Eur. J. Med. Chem.*, 2015, **90**, 707.
- (a) H. Khanam and Shamsuzzaman, *Eur. J. Med. Chem.*, 2015, **97**, 483; (b) R. J. Nevagi, S. N. Dighe and S. N. Dighe, *Eur. J. Med. Chem.*, 2015, **97**, 561; (c) M. M. Heravi, V. Zadsirjan, H. Hamidi and P. H. T. Amiri, *RSC Adv.*, 2017, **7**, 24470.
- For selected papers on the synthesis of indazole, see: (a) P. Li, C. Wu, J. Zhao, D. C. Rogness and F. Shi, *J. Org. Chem.*, 2012, **77**, 3149; (b) T. Zhang and W. Bao, *J. Org. Chem.*, 2013, **78**, 1317; (c) D.-G. Yu, M. Suri and F. Glorius, *J. Am. Chem. Soc.*, 2013, **135**, 8802; (d) T. Jeong, S. H. Han, S. Han, S. Sharma, J. Park, J. S. Lee, J. H. Kwak, Y. H. Jung and I. S. Kim, *Org. Lett.*, 2016, **18**, 232; (e) L. Li, H. Wang, S. Yu, X. Yang and X. Li, *Org. Lett.*, 2016, **18**, 3662.
- For selected papers on the synthesis of benzofuran, see (a) S. Agasti, U. Sharma, T. Naveen and D. Maiti, *Chem. Commun.*, 2015, **51**, 5375; (b) J.-T. Liu, C. J. Simmons, H. Xie, F. Yang, X.-L. Zhao, Y. Tang and W. Tang, *Adv. Synth. Catal.*, 2016, **359**, 693; (c) S. Agasti, A. Dey and D. Maiti, *Chem. Commun.*, 2017, **53**, 6544.
- (a) L. F. Tietze, *Chem. Rev.*, 1996, **96**, 115; (b) R. Liu and J. Zhang, *Adv. Synth. Catal.*, 2010, **353**, 36; (c) X.-J. Tu, W.-J. Hao, Q. Ye, S.-S. Wang, B. Jiang, G. Li and S.-J. Tu, *J. Org. Chem.*, 2014, **79**, 11110; (d) W.-J. Hao, Q. Gao, B. Jiang, F. Liu, S.-L. Wang, S.-J. Tu and G. Li, *J. Org. Chem.*, 2016, **81**, 11276; (e) W.-J. Hao, Q. Gao, B. Jiang, F. Liu, S.-L. Wang, S.-J. Tu and G. Li, *J. Org. Chem.*, 2016, **81**, 11276.
- (a) J. B. Bharate, R. A. Vishwakarma and S. B. Bharate, *RSC Adv.*, 2015, **5**, 42020; (b) P. Zhou, W.-J. Hao, J.-P. Zhang, B. Jiang, G. Li and S.-J. Tu, *Chem. Commun.*, 2015, **51**, 13012; (c) M. Hu, M. Li, F.-L. Tan, R.-J. Song, Y.-X. Xie and J.-H. Li, *Adv. Synth. Catal.*, 2017, **359**, 120; (d) Y. Liu, R.-J. Song, S. Luo and J.-H. Li, *Org. Lett.*, 2017, **20**, 212.
- J. C. Janardhanan, R. K. Mishra, G. Das, S. Sini, P. Jayamurthy, C. H. Suresh, V. K. Praveen, N. Manoj and B. P. Babu, *Asian J. Org. Chem.*, 2018, **7**, 2094.
- (a) A. Jacob, T. Roy, T. Kaicharla and A. T. Biju, *J. Org. Chem.*, 2017, **82**, 11269; (b) S. Cacchi, G. Fabrizi and A. Goggiamani, *Org. Biomol. Chem.*, 2011, **9**, 641; (c) R. Zhu, J. Wei and Z. Shi, *Chem. Sci.*, 2013, **4**, 3706; (d) S. Anwar, W.-Y. Huang, C.-H. Chen, Y.-S. Cheng and K. Chen, *Chem. – Eur. J.*, 2013, **19**, 4344; (e) U. Sharma, T. Naveen, A. Maji, S. Manna and D. Maiti, *Angew. Chem., Int. Ed.*, 2013, **52**, 12669; (f) J. Liao, P. Guo and Q. Chen, *Catal. Commun.*, 2016, **77**, 22; (g) H.-E. Hogberg, *J. Chem. Soc., Perkin Trans. 1*, 1979, 2517.
- (a) B. Haag, Z. Peng and P. Knochel, *Org. Lett.*, 2009, **11**, 4270; (b) S. Vidyacharan, A. Murugan and D. S. Sharada, *J. Org. Chem.*, 2016, **81**, 2837; (c) M. Y. Zhang and R. A. Barrow, *Org. Lett.*, 2017, **19**, 2302.
- (a) V. M. Lyubchanskaya, L. M. Aiekseeva and V. G. Granik, *Tetrahedron*, 1997, **53**, 15005; (b) V. M. Lyubchanskaya, L. M. Aiekseeva and V. G. Granik, *Chem. Heterocycl. Compd.*, 1999, **35**, 570.
- A. T. R. Williams and S. A. Winfield, *Analyst*, 1983, **108**, 1067.
- M. J. Frisch, H. B. Trucks, G. E. Schlegel, M. A. Scuseria and J. R. Robb, *et al.*, *Gaussian 09, revision B.01*, Gaussian, Inc., Wallingford, CT, 2010.
- X. Deng and N. S. Mani, *J. Org. Chem.*, 2008, **73**, 2412.